



BEVERAGE-AIR

3779 Champion Blvd., Winston-Salem, NC 27105
1-888-845-9800 Fax# 1-336-245-6453
<http://www.Beverage-Air.com>

Commercial Refrigeration Equipment General Specification

CABINET CONSTRUCTION

Heavy-duty construction includes stainless front (doors and grilles). Exterior sides are steel with gray finish. Exterior top and back are galvanized steel. Interior bottom is stainless.

Interior of cabinet is constructed of white coated steel walls. Adjustable epoxy coated steel wire shelves are standard (3 per section).

Foamed-in-place CFC and HCFC-free polyurethane insulation enhances the structural strength of the cabinet and helps increase energy efficiency.

Doors attach to cabinet on cam-lift hinges. Hinges permit doors to stay open at 120° and gravity self-close. Snap-in magnetic gaskets for a positive seal are standard. Gaskets are easily removable for cleaning. Three-inch heavy-duty casters included, two with brakes standard.

REFRIGERATION

Balanced refrigeration system is located at bottom of cabinet. System uses R404A refrigerant, which is CFC and HCFC-free for compliance with environmental safety concerns. Defrosting is accomplished with electronic heaters. Defrost is time initiated, temperature terminated. A time termination is provided as a back up fail-safe. Evaporator fans are delayed from restarting until evaporator coil is adequately chilled down. Operation of compressor is governed by temperature control inside top of cabinet.

Enhanced digital control is located outside top of cabinet. Control includes "Door Open Indicator" and displays internal cabinet temperature. Internal cabinet temperature is fully adjustable using the digital control.

SPECIAL FEATURES

- Enhanced digital control adds function
- Stainless steel front (grilles and doors)



DIGITAL CONTROL

Item No. _____
Quantity _____

BOTTOM MOUNTED REACH-IN FREEZERS K SERIES SOLID DOORS

MODELS:
KF24-1AS
KF48-1AS
KF74-5AS



KF48-1AS

KF24-1AS



KF74-5AS

Available From:



*Note: Not all markings may apply to all model variations.

Model Specified _____	Store# _____
Location _____	Quantity _____

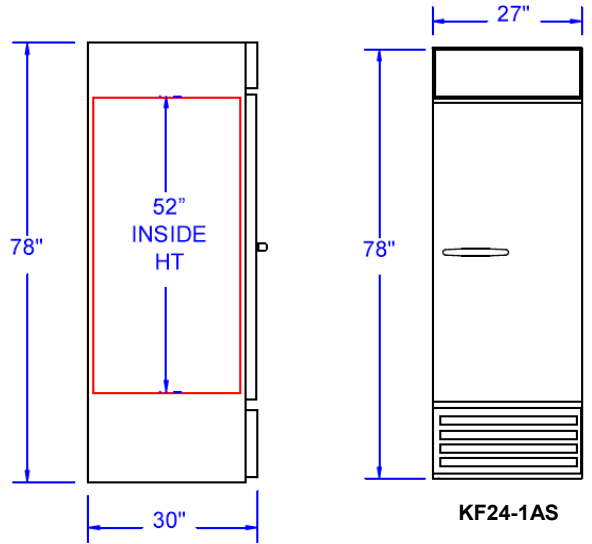


BEVERAGE-AIR

Bottom Mount, K Series Freezers
Models: KF24-1AS, KF48-1AS, KF74-5AS

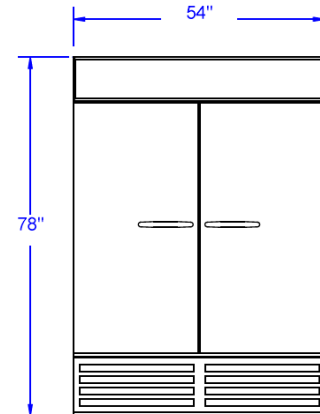
MODEL	KF24-1AS	KF48-1AS	KF74-5AS
EXTERNAL DIMENSIONAL DATA			
Length Overall (inches)	27"	54"	82"
Length Overall (mm)	686	1372	2083
Depth Overall— (inches) less handle	30"	30"	30"
Depth Overall—(mm) less handle	762	762	762
Height Overall— (inches) less casters	78"	78"	78"
Height Overall— (mm) less casters	1981	1981	1981
Number of doors	1	2	3
Depth with Door Open 90 °	56"	56"	56"
INTERNAL DIMENSIONAL DATA			
NET Capacity (cubic ft.)	23	49	72
NET Capacity (Liters)	651	1388	2039
Internal Length Overall (inches)	23"	50 1/2"	78"
Internal Length Overall (mm)	584	1283	1981
Internal Depth Overall (inches)	26"	26"	26"
Depth Overall (mm)	660	660	660
Internal Height Overall (inches)	52"	52"	52"
Internal Height Overall (mm)	1321	1321	1321
Number of shelves	3	6	9
ELECTRICAL DATA			
Voltage	115/60/1	115/60/1	208-230/1/60
Amps	8.7	10.5	10.5
REFRIGERATION DATA			
Horsepower	1/2	3/4	1
WEIGHT DATA			
Gross Weight (Crated lbs)	323	503	698
Gross Weight (Crated kg)	147	228	317

PLAN VIEWS



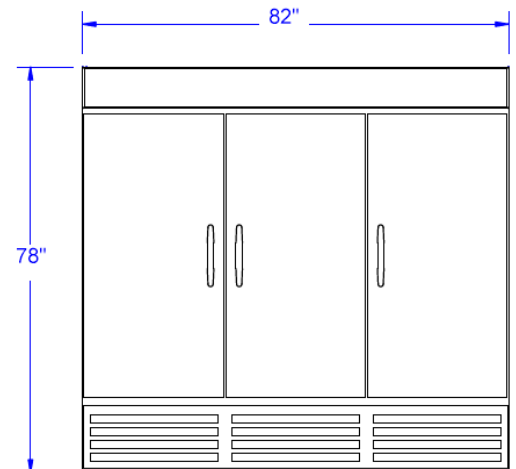
END

KF24-1AS



FRONT

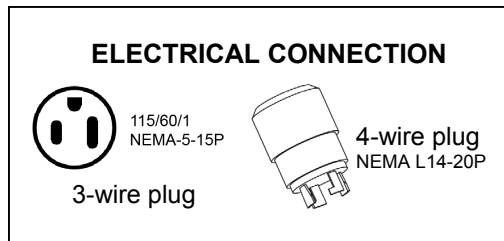
KF48-1AS



KF74-1AS



*Note: Not all markings may apply to all model variations.



BEVERAGE-AIR® CORPORATION

3779 Champion Blvd. • Winston-Salem, NC 27105 USA • (336) 245-6400 • Fax (336) 245-6453 • (888) 845-9800 • www.beverage-air.com

Specifications are subject to change without prior notice. 08/10